



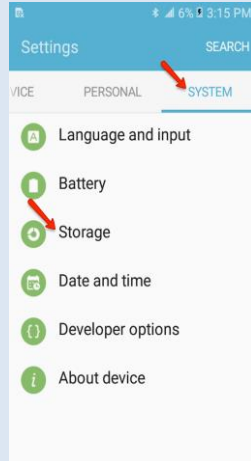
How to Uninstall/Reinstall Mobile App

Contractors Only! Use Only If Regular Update Does Not Work

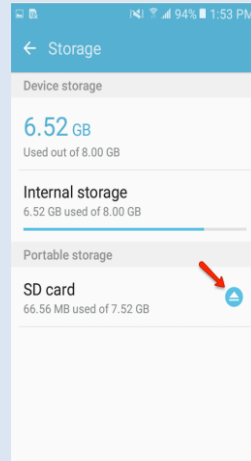
1. Go to Settings



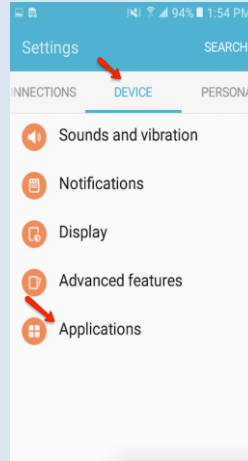
2. Go to [SYSTEM], Tap [Storage]



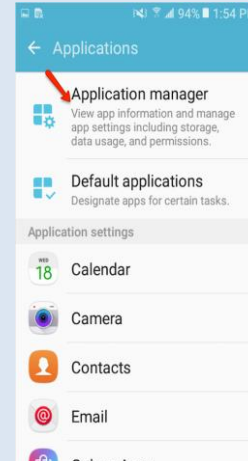
3. Tap the arrow to dismount the SD Card, Remove the Card



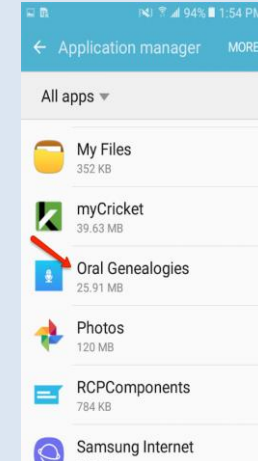
4. Go to Settings | [Device], Tap [Applications]



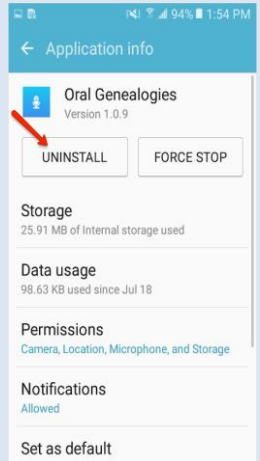
5. Tap [Application manager]



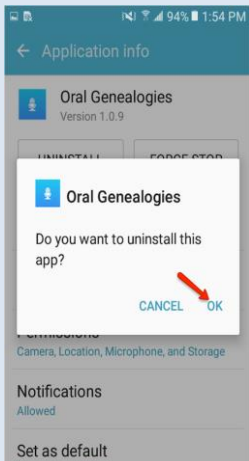
6. Tap [Oral Genealogies]



7. Tap [UNINSTALL]



8. Tap [OK]



The App is now uninstalled.

Please make sure all interviews have been transferred and saved to a computer before you uninstall the app. If you uninstall the app while the SD Card is still in your phone, it will delete all the zipped folders from the SD Card and Internal Storage.

1. Insert an SD Card that contains no interview files

2. Install the App by following the instructions “Contractor Mobile Phone Set-up” found on the Wiki Page:

<https://www.familysearch.org/wiki/en/AFOG:Contractors>